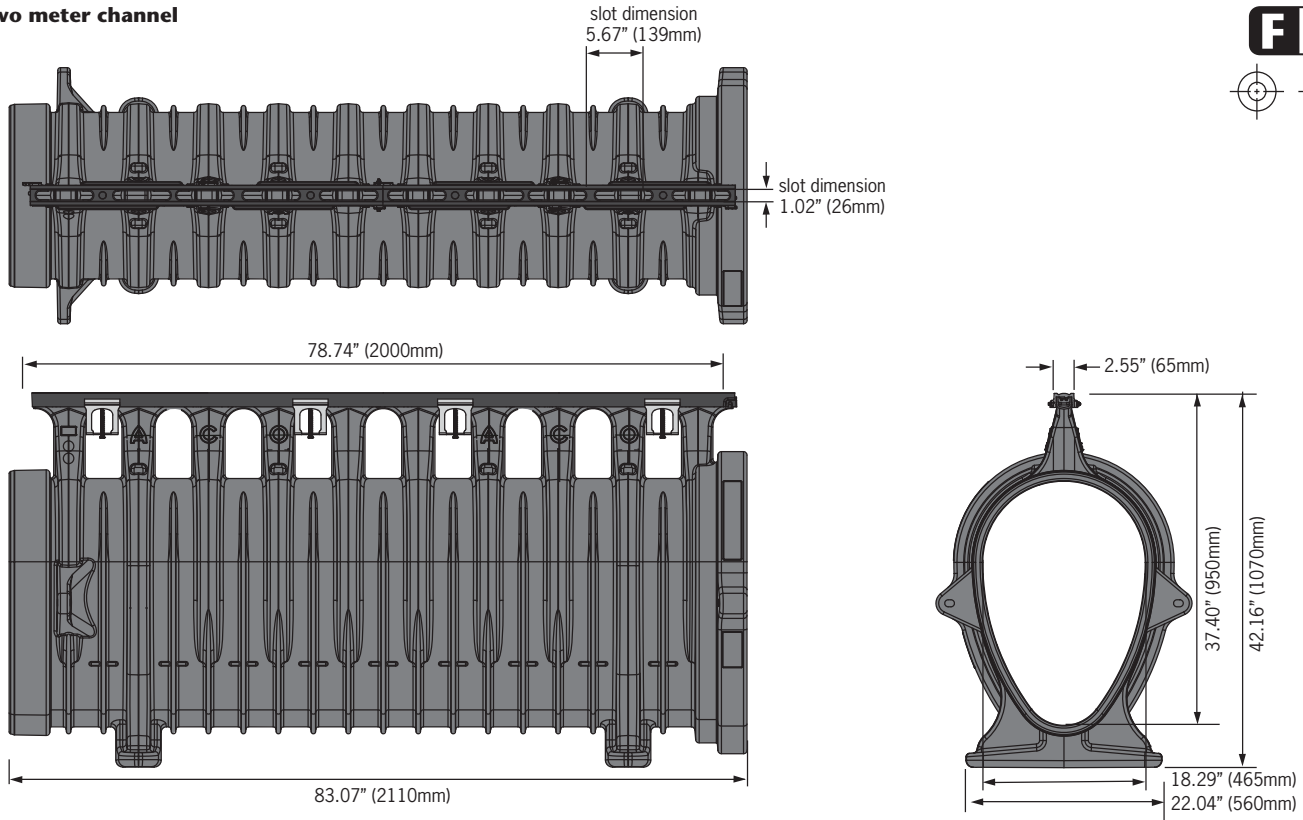
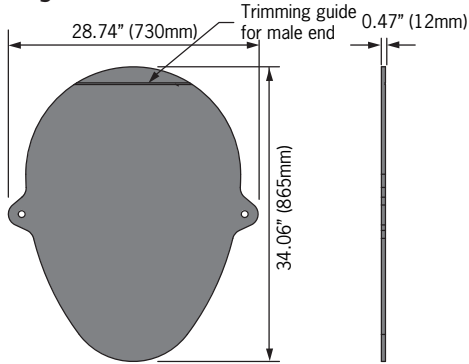


Qmax - 465 channel with Q-Flow ductile iron rail

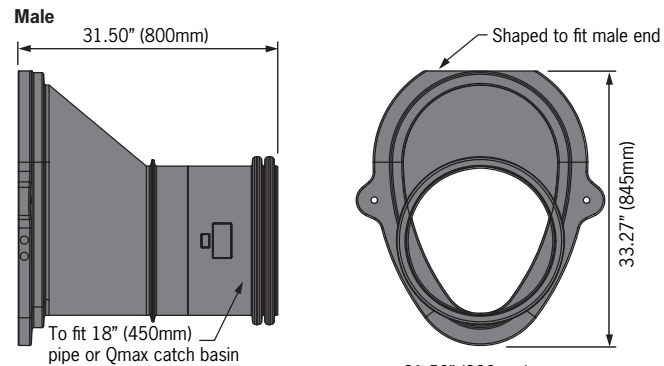
Two meter channel



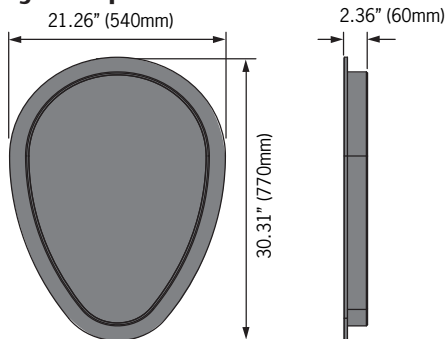
Closing End Plate



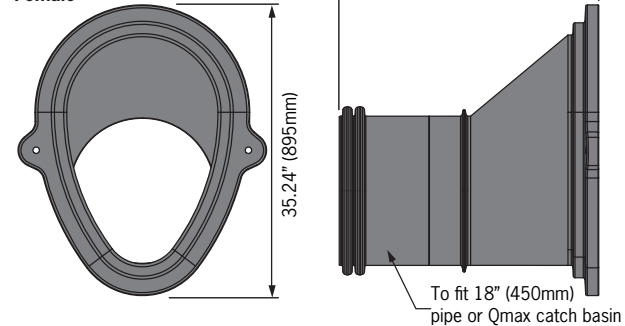
Outlet flume/catch basin connectors



Closing End Cap



Female



ACO Specification Information

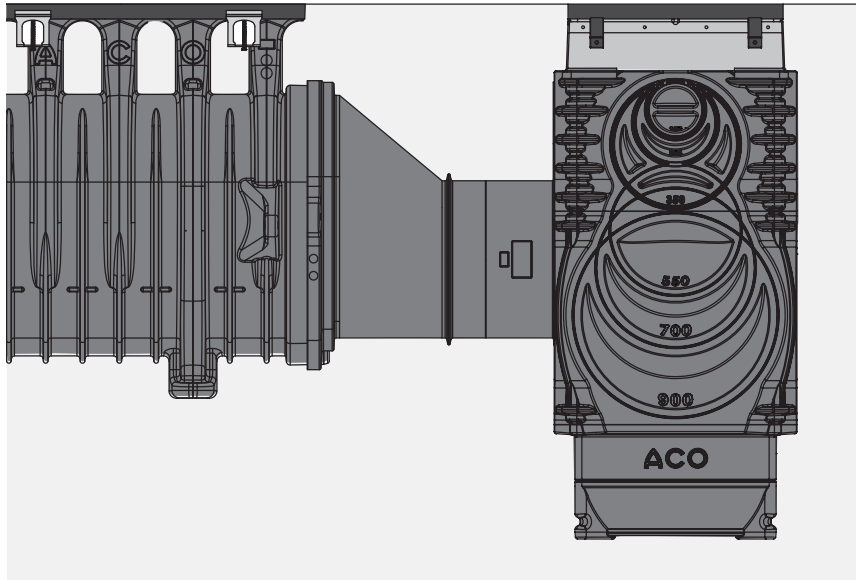
ACO INFRASTRUCTURE

Qmax - 465 channel with Q-Flow ductile iron rail



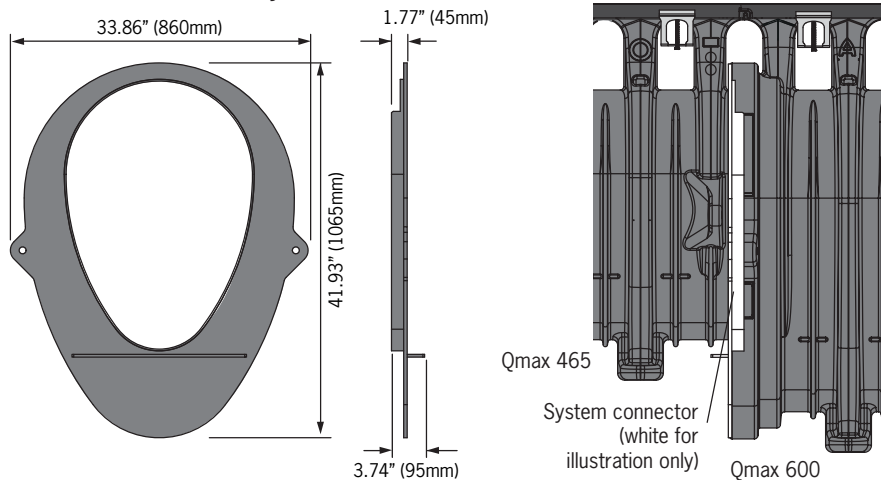
Description	Part No	Invert inches	Wgt lbs
Qmax® 465 channel with Q-Flow ductile iron rail - 78.75" (2000mm)	32830	37.40	109.3
Accessories			
Qmax® 465 Closing end plate (Fits male or female end of uncut channels)	32835	-	10.8
Qmax® 465 Closing end cap (Easy push fit cap for cut channel ends)	32887	-	6.8
Qmax® 465 to Qmax 600® System connector plate	32883	-	8.1
Qmax® 465 Outlet flume/catch basin connector (male)	44362	-	16.9
Qmax® 465 Outlet flume/catch basin connector (female)	44363	-	17.2

Typical Qmax 465 connection to catch basin



Qmax 465 channel Outlet flume/catch basin connector (female) Qmax Catch Basin (tall) -see appropriate Spec Info

Qmax 465 to Qmax 600 system connection



Qmax 465 System connector (white for illustration only) Qmax 600

Specifications

General

The surface drainage system shall be ACO Qmax 465 with ductile iron Q-Flow top as manufactured by ACO Polymer Products, Inc. or equal approved.

Materials

The trench system bodies shall be manufactured from medium density polyethylene with:

Compressive strength: 8,450 psi
 Flexural strength: 2,224 psi
 Water absorption 0.31%

The nominal clear opening shall be 18.29" (465mm) with unit overall width of 22.04" (560mm). Units shall be manufactured with a neutral invert of 37.40" (950mm). Each unit will feature a full radius in the channel bottom and a male to female interconnecting end profile, a rubber seal shall be fitted to the bell end of the channel unit. Units shall have molded anchoring features on the outside wall to ensure maximum mechanical bond to the surrounding bedding material and pavement surface.

Grate Unit

Grates shall be factory fitted to MDPE bodies to provide a monolithic unit. Water intake area per 2 meter unit will be 58.20in² (37,550mm²)

Catch Basin

See appropriate spec info for catch basin information.

Installation

The trench drain system shall be installed in accordance with the manufacturer's installation instructions and recommendations.

ACO Polymer Products, Inc.

Northeast Sales Office
 P.O. Box 245
 Chardon, OH 44024
 Tel: (440) 285-7000
 Toll free: (800) 543-4764
 Fax: (440) 285-7005

West Sales Office
 P.O. Box 12067
 Casa Grande, AZ 85130
 Tel: (520) 421-9988
 Toll Free: (888) 490-9552
 Fax: (520) 421-9899

Southeast Sales Office
 4211 Pleasant Road
 Fort Mill, SC 29708
 Toll free: (800) 543-4764
 Fax: (803) 802-1063



Electronic Contact:
 info@acousa.com
 www.acousa.com



© July 23, 2013 ACO Polymer Products, Inc. This information is believed to be accurate but it is not guaranteed to be so. We cannot assume liability for results that buyer obtains with our product since conditions of use are beyond the control of the company. It is the customer's responsibility to evaluate suitability and safety of product for his own use. ACO Polymer Products Inc. reserves the right to change the product and specifications without notice. Reorder RD030