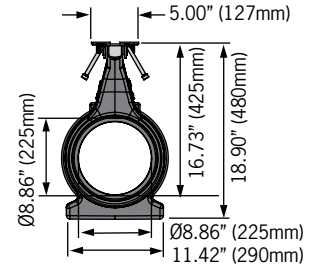
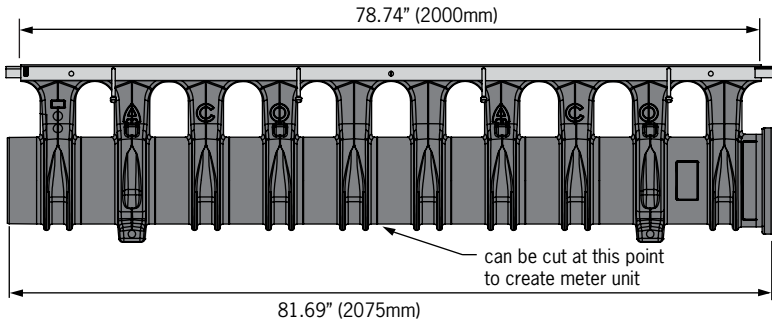
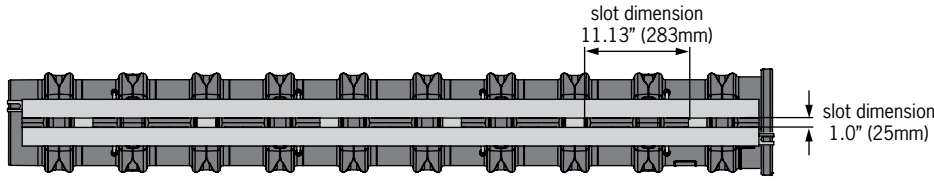

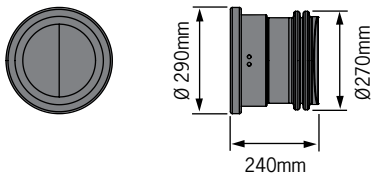


Qmax - 225 channel with Q-Flow galvanized steel rail

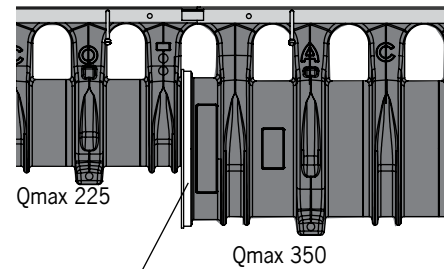
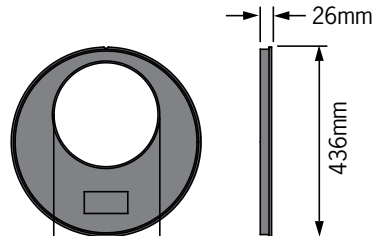
Two meter channel



End Cap



Qmax 225 to Qmax 350 system connector plate



System connector plate (white for illustration only)

ACO Specification Information

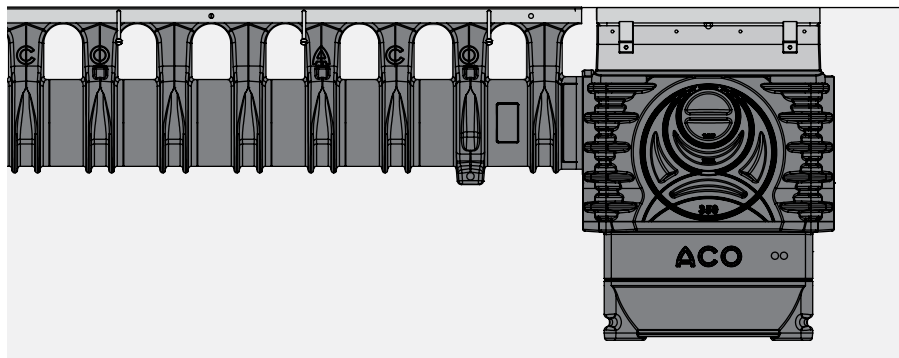
Qmax - 225 channel with Q-Flow galvanized steel rail



ACO Specification Information

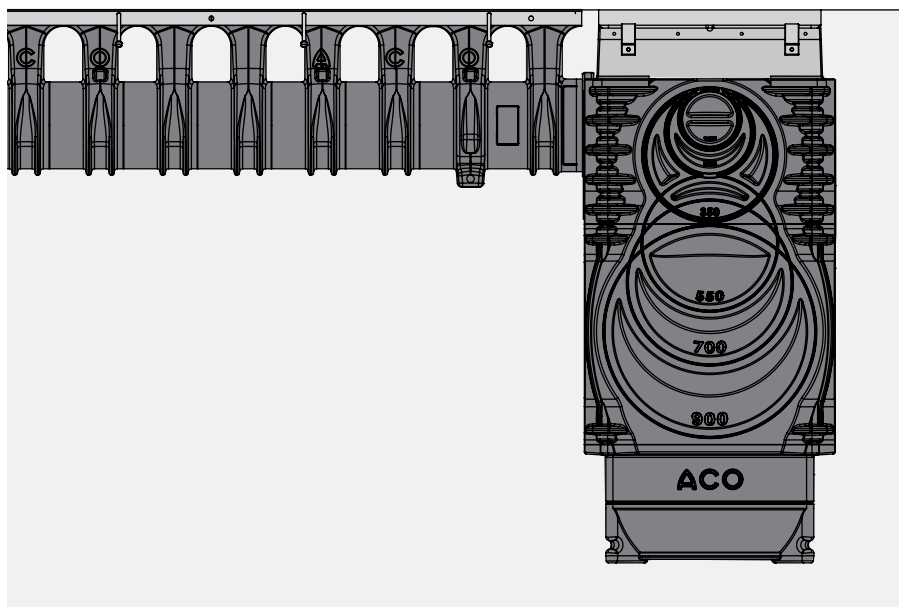
Description	Part	Invert	Wgt
	No	inches	lbs
Qmax® 225 channel with Q-Flow galvanized steel rail - 78.75" (2000mm)	32802	16.73	39.2
Accessories			
Qmax 225 End cap assembly	42221	-	3.1
Qmax 225 to Qmax® 350 System connector plate	32880	-	1.8

Typical Qmax 225 connection to catch basin



Qmax 225 channel

Qmax Catch Basin (short)
-see appropriate Spec Info



Qmax 225 channel

Qmax Catch Basin (deep)
-see appropriate Spec Info

Specifications

General

The surface drainage system shall be ACO Qmax 225 with galvanized steel Q-Flow top as manufactured by ACO, Inc. or equal approved.

Materials

The trench system bodies shall be manufactured from medium density polyethylene with:

- Compressive strength: 8,450 psi
- Flexural strength: 2,224 psi
- Water absorption 0.31%

The nominal clear opening shall be 8.86" (225mm) with unit overall width of 11.42" (290mm). Units shall be manufactured with a neutral invert of 16.73" (425mm). Each unit will feature a full radius in the channel bottom and a male to female interconnecting end profile, a rubber seal shall be fitted to the bell end of the channel unit. Units shall have molded anchoring features on the outside wall to ensure maximum mechanical bond to the surrounding bedding material and pavement surface.

Grate Unit

Grates shall be factory fitted to MDPE bodies to provide a monolithic unit. Water intake area per 2 meter unit will be 93.50in² (60,320mm²)

Catch Basin

See appropriate spec info for catch basin information.

Installation

The trench drain system shall be installed in accordance with the manufacturer's installation instructions and recommendations.

ACO, Inc.
Northeast Sales Office
 9470 Pinecone Drive
 Mentor, OH 44060
 Tel: (440) 639-7230
 Toll free: (800) 543-4764
 Fax: (440) 639-7235

West Sales Office
 825 W. Beechcraft St.
 Casa Grande, AZ 85122
 Tel: (520) 421-9988
 Toll Free: (888) 490-9552
 Fax: (520) 421-9899

Southeast Sales Office
 4211 Pleasant Road
 Fort Mill, SC 29708
 Toll free: (800) 543-4764
 Fax: (803) 802-1063



Electronic Contact:
 info@acousa.com
 www.acousa.com



© April 2018, ACO, Inc. This information is believed to be accurate but it is not guaranteed to be so. We cannot assume liability for results that buyer obtains with our product since conditions of use are beyond the control of the company. It is the customer's responsibility to evaluate suitability and safety of product for his own use. ACO Inc. reserves the right to change the product and specifications without notice.

Reorder RD020